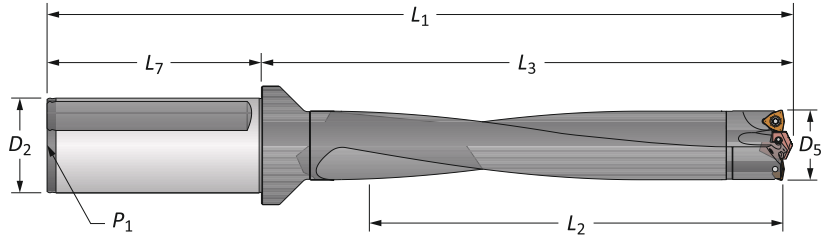


## APX Drill Holders

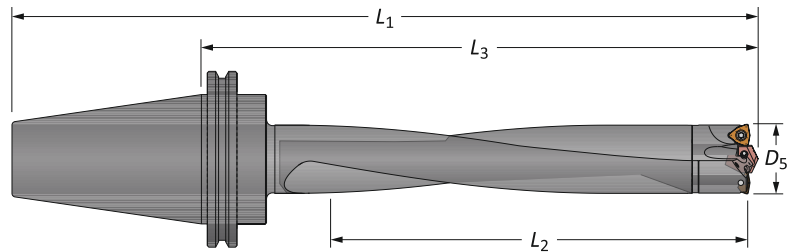
44 Series | Diameter Range: 1.7323" - 2.0075" (44.00mm - 50.99mm)



### Straight Shank

Length	D <sub>5</sub>	Body			Shank			Part No.
		L <sub>2</sub>	L <sub>3</sub>	L <sub>1</sub>	L <sub>7</sub>	D <sub>2</sub>	P <sub>1</sub>	
3xD	1.7323 - 2.0075	6	8-17/32	11-15/64	2-11/16	1-1/2	1/4	W4403H-150F
5xD	1.7323 - 2.0075	10	12-35/64	15-1/4	2-11/16	1-1/2	1/4	W4405H-150F
8xD	1.7323 - 2.0075	16	18-37/64	21-17/64	2-11/16	1-1/2	1/4	W4408H-150F
10xD	1.7323 - 2.0075	20-1/8	22-19/32	25-9/32	2-11/16	1-1/2	1/4	W4410H-150F
3xD	1.7323 - 2.0075	6	8-33/64	13-1/32	4-1/2	2	1/4	W4403H-200F
5xD	1.7323 - 2.0075	10	12-35/64	17-3/64	4-1/2	2	1/4	W4405H-200F
8xD	1.7323 - 2.0075	16	18-37/64	23-5/64	4-1/2	2	1/4	W4408H-200F
10xD	1.7323 - 2.0075	20-1/8	22-19/32	27-3/32	4-1/2	2	1/4	W4410H-200F
3xD	44.00 - 50.99	151.5	216.8	286.9	70.0	40.0	1/4*	W4403H-40FM
5xD	44.00 - 50.99	255.0	318.8	388.9	70.0	40.0	1/4*	W4405H-40FM
8xD	44.00 - 50.99	407.9	471.8	541.8	70.0	40.0	1/4*	W4408H-40FM
10xD	44.00 - 50.99	510.0	573.8	643.8	70.0	40.0	1/4*	W4410H-40FM
3xD	44.00 - 50.99	151.5	216.8	296.9	80.0	50.0	1/4*	W4403H-50FM
5xD	44.00 - 50.99	255.0	318.8	398.8	80.0	50.0	1/4*	W4405H-50FM
8xD	44.00 - 50.99	407.9	471.8	551.7	80.0	50.0	1/4*	W4408H-50FM
10xD	44.00 - 50.99	510.0	573.8	653.8	80.0	50.0	1/4*	W4410H-50FM



\*Thread to BSP and ISO 7-1



### CAT Integral Shank

Length	D <sub>5</sub>		Body			Shank	Part No.
	inch	mm	L <sub>2</sub>	L <sub>3</sub>	L <sub>1</sub>		
3xD	1.7323 - 2.0075	44.00 - 50.99	6	9-1/4	11-15/16	CV40	W4403H-CV40
5xD	1.7323 - 2.0075	44.00 - 50.99	10	13-17/64	15-61/64	CV40	W4405H-CV40
8xD	1.7323 - 2.0075	44.00 - 50.99	16	19-19/64	21-63/64	CV40	W4408H-CV40
10xD	1.7323 - 2.0075	44.00 - 50.99	20-1/8	23-5/16	26	CV40	W4410H-CV40
3xD	1.7323 - 2.0075	44.00 - 50.99	6	9-1/4	13-1/4	CV50	W4403H-CV50
5xD	1.7323 - 2.0075	44.00 - 50.99	10	13-17/64	17-17/64	CV50	W4405H-CV50
8xD	1.7323 - 2.0075	44.00 - 50.99	16	19-19/64	23-19/64	CV50	W4408H-CV50
10xD	1.7323 - 2.0075	44.00 - 50.99	20	23-5/16	27-5/16	CV50	W4410H-CV50

### Connection Accessories

		Admissible Tightening Torque*
Mounting Screw	Mounting Screw Driver	
75020-IP20-1	8IP-20	60 in-lb (678 N-cm)

\*Tightening torques are calculated with a friction coefficient of  $\mu = 0.14$  and develop 90% of ultimate yield strength

**WARNING** Refer to Speed and Feed charts for recommended adjustments to speeds and feeds. Refer to page A50: 30 for deep hole drilling guidelines in this section of the catalog. Visit [www.alliedmachine.com/DeepHoleGuidelines](http://www.alliedmachine.com/DeepHoleGuidelines) for the most up-to-date information and procedures. Factory technical assistance is available for your specific applications through our Application Engineering Team.

ⓘ = Imperial (in)  
 ⓘ = Metric (mm)

Mounting screws sold in multiples of 4