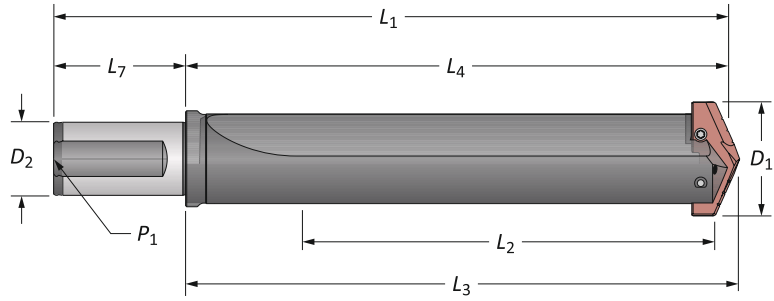


T-A Drill Insert Holders

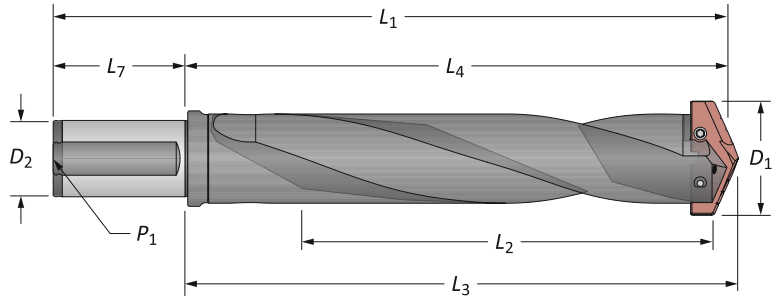
4 Series | Flange Shank



Straight Flute

	Length	D ₁	Body				Shank			Part No.
			L ₂	L ₄	L ₃	L ₁	D ₂	L ₇	P ₁	
i	Short	1-29/32 - 2-9/16	5-1/8	7-1/6	7-1/4	9-3/4	1-1/2	2-11/16	1/4	22040S-150F
	Standard	1-29/32 - 2-9/16	9-1/8	11-1/16	11-1/4	13-3/4	1-1/2	2-11/16	1/4	24040S-150F
m	Short	48.0 - 65.0	130.2	179.4	184.0	249.4	40.0	70.0	1/4*	22040S-40FM
	Extended	48.0 - 65.0	422.3	471.5	476.0	541.5	40.0	70.0	1/4*	25040S-40FM
	XL	48.0 - 65.0	625.0	674.7	679.0	744.7	40.0	70.0	1/4*	27040S-40FM
	3XL	48.0 - 65.0	879.0	928.7	933.0	998.7	40.0	70.0	1/4*	29040S-40FM

*Metric thread to BSP and ISO 7-1



Helical Flute

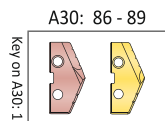
	Length	D ₁	Body				Shank			Part No.
			L ₂	L ₄	L ₃	L ₁	D ₂	L ₇	P ₁	
i	Standard	1-29/32 - 2-9/16	9-1/8	11-1/16	11-1/4	13-3/4	1-1/2	2-11/16	1/4	24040H-150F
m	Standard	48.0 - 65.0	231.8	281.0	285.8	351.0	40.0	70.0	1/4*	24040H-40FM

*Metric thread to BSP and ISO 7-1

Connection Accessories

Insert Screws	Nylon Locking Screws	Insert Driver	Preset Torque Hand Driver	Replacement Tips	Admissible Tightening Torque*
7514-IP20-1	7514N-IP20-1	8IP-20	-	-	121.3 in-lbs (1370 N-cm)

*Tightening torques are calculated with a friction coefficient of $\mu = 0.14$ and develop 90% of ultimate yield strength



i = Imperial (in)
m = Metric (mm)

Screws sold in quantities of 10

WARNING Refer to Speed and Feed charts for recommended adjustments to speeds and feeds. Refer to page A30: 146 for deep hole drilling guidelines in this section of the catalog. Visit www.alliedmachine.com/DeepHoleGuidelines for the most up-to-date information and procedures. Factory technical assistance is available for your specific applications through our Application Engineering Team.